

FUN MONEY

ISSUE
NUMBER
2

SEPTEMBER
1996

A NEWSLETTER OF THE AMERICAN PLAY MONEY SOCIETY

WELCOME to our second issue. Since inception three months ago we have gained several new members (see page 16) and your editor is a bit more computer literate, perhaps up to about the first grade level now. If things go according to plan, this will be the last issue produced with Microsoft Word 5.0. We recently obtained QuarkXPress which should, if we can figure it out, provide another step forward. Issue number three will have still another title style. If you see one that you like, please let us know. Eventually, the APMS logo will be incorporated into the heading and we may settle upon a regular format. However, this is a fun and whimsical undertaking, so it may never be "business as usual".

Thanks to the contributors of articles for this issue. There is no backlog of articles waiting to be published, so if you want the next issue as full as this one, please send your contribution. We encourage a free ad in each issue, plus any other comment or item that you wish to share with the members. Good hunting!

In This Issue:

American Play Money Society Information	Page 2
Money for Corner Grocery Game - C. R. Clark	Page 3
APMS Logo	Page 5
Kiddie Play Money - Randy Partin	Page 6
Cracker Jack Tokens - Randy Partin	Page 7
From the Mailbag.	Page 12
Power Dollars - C.R. Clark	Page 13
Recent Find	Page 14
Florida Pool Products, Inc. - Pirate's Treasure Game - Bob Clark.	Page 15
New Members.	Page 16
Free Ads.	Page 16

AMERICAN PLAY MONEY SOCIETY

The American Play Money Society (APMS) is a non-profit, educational organization for collectors of play money. It is dedicated to the promotion and research of play money and related exnumia.

OFFICERS

PRESIDENT/EDITOR: Jack Phillips, 2044 Pine Lake Trail, Arab, AL 35016

VICE-PRESIDENT: C.R. Clark, P.O. Box 48691, St. Petersburg, FL 33743

SEC./TREASURER: Barbara Phillips, 2044 Pine Lake Trail, Arab, AL 35016

DIRECTORS:

Russ Sears, 9323 Waltham Woods Rd., Baltimore, MD 21234-1550

Jeff Quinn, 14224 E. Boston, Wichita, KS 67230-9254

ANNUAL DUES: \$7.00 per year for a regular membership and \$9.00 for a family membership (US only). Both have full membership, but only one newsletter will be mailed to the family. Dues for members in other countries will be determined by postage rates.

MEETINGS: One per year in a central location. We would appreciate comments on where and when to have our first meeting. With members from all parts of the country it is impossible to accommodate everyone; however, we will have the meeting in a location that will benefit the most people.

NEWSLETTER ADS: Each APMS member is encouraged to send a free ad of up to five lines for each issue of *FUN MONEY*. Ads will not be run continuously, so please send a new ad each time. Business card ads (1/8 page) for four issues are \$6.00. Camera ready ads are \$12.00 per page, \$6.00 per half page, and \$3.00 per quarter page.

NEWSLETTER: *FUN MONEY*, A Newsletter of the American Play Money Society for Education and Fun, is published quarterly to publicize activities of the Society and to distribute educational information regarding play money to Society members. The editor will make final decisions about stories and ads for publication. Contents of articles and ads represent views of the authors and do not necessarily represent views of either the editor or the Society officers.

Issues

No. 3

No. 4

No. 5

No. 6

Deadlines

November 10, 1996

February 10, 1997

May 10, 1997

August 10, 1997

Publication dates

December 1, 1996

March 1, 1997

June 1, 1997

September 1, 1997

MONEY FOR CORNER GROCERY GAME


By C. R. Clark

Several old games from the late 1800's and early 1900's recently drew my attention to a table at a local flea market. The dealer had done some research and there were no low prices, but it is good to find old collectibles displayed in better-than-usual condition at reasonable prices. The 5" by 3 1/4" box, pictured below, had play money that I had not seen before.



The label on the small cardboard box has black, blue, green and red print on a yellow and white background. The words "MONEY" (in black) and "CORNER GROCERY" (in red) stand out on the label. You will notice pictures of play money in each corner in four different denominations: 5 CENTS.; 10 CENTS.; 25 CENTS.; 50 CENTS. A check of the contents of the box revealed five denominations: 1 CENT.; 2 CENTS.; 5 CENTS.; 10 CENTS.; 25 CENTS., but no 50 CENTS.

Also, the box contained a set of 39 cards with a picture at the top and the amount, name and price for a food item at the bottom, as pictured in the three examples below, at 92 percent of actual size.



(continued on the next page)

(Money for Corner Grocery Game, continued)

No sheet of rules was found, so I started looking for a Parker Brothers game called Corner Grocery. I noticed that the company became Parker Brothers in 1888, then incorporated in 1901, so this placed the game in 1901, or later.

A fast reply from a letter to Jack and Barbara Phillips gave the name of the game and other details. Jack wrote: My references list a game by Parker Bros. called "**The Good Old Game of Corner Grocery,**" about 1901. It says: "Card game; 6 1/2 X 5; New century edition of game ©1887 by Geo. S. Parker; 40 cards (some illustrated) marked with names of articles usually sold in grocery stores and money box with 112 pieces of money totaling the value of the groceries." This information came from: Games, American Boxed Games and their Makers, 1822-1992, by Bruce Whitehill.



Each card and play coin has black print on a white obverse and a blank, pink reverse. The used set of play money which I found had only 86 pieces (21 - 1 cent.; 14 - 2 cents.; 24 - 5 cents.; 18 - 10 cents.; 9 - 25 cents.). It is likely that 50 cent pieces, as pictured on the box, were in the original set.

A shopping game can be fun to play and an educational experience for children as they learn to manage their money while they shop. Many shopping games have been sold by game makers through the years, so play money collectors should find some interesting sets of money in the old games of the late 1800's and early 1900's.

If you have information about the Geo. S. Parker Corner Grocery game ©1887, or any later editions such as this one, please write. A photocopy of the rules and contents for any edition of Corner Grocery is needed to understand the game rules.




APMS LOGO

Well folks, it's time to consider what we want for a society logo. Suggestions were not overwhelming, but C. R. Clark did submit a nice idea and I drew a couple to give you a choice or two.



Logo #1



Logo #2



Logo #3

Remember, none of these suggestions are necessarily the final answer. We solicit your ideas and renderings, whether in final or draft form. It could be in any shape, but the print should be readable when it is reduced to a smaller size for use in headings, etc. Let me know what you think!

LUCKY BUCKS

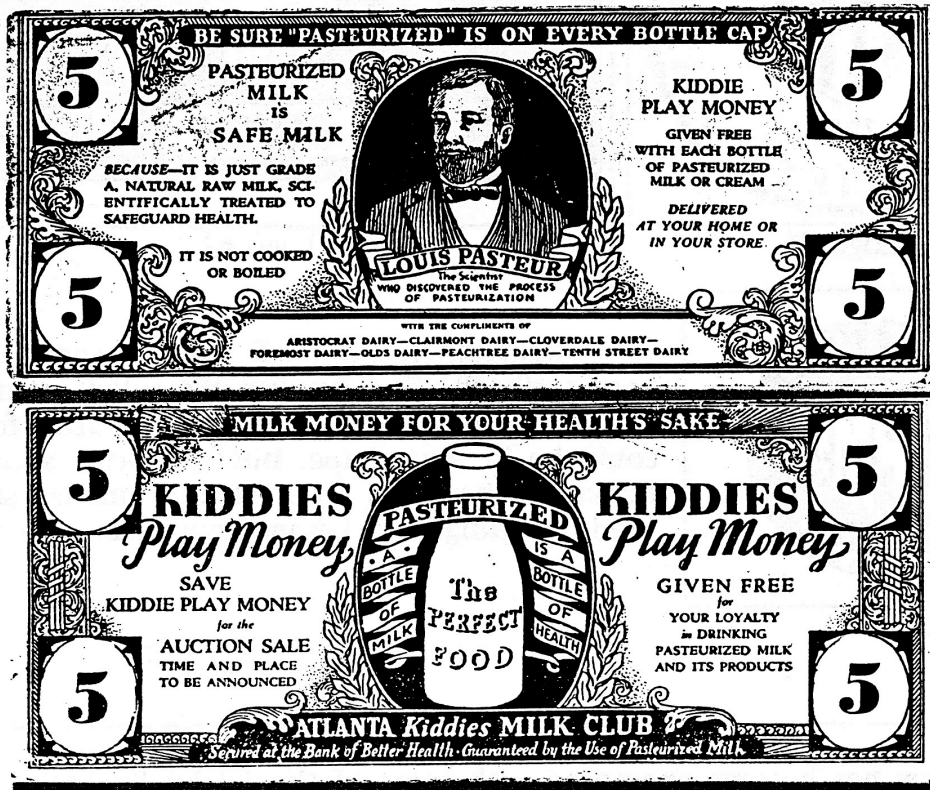
Your editor has become enamored with some of the Lucky Bucks as shown below. I am attempting to learn more about them and, hopefully, to write an article about them in the future. If some our members have these and can provide some background about them, please contact me.



KIDDIE PLAY MONEY

By Randy Partin

The note shown below was used in the Atlanta, Georgia area. It is beige with green printing. The dairies listed were all in business at the same time only in the early 1940's. They are: Aristocrat, Clairmont, Cloverdale, Foremost, Olds, Peachtree, and Tenth Street. Since it says that the play money was given with each bottle of milk or cream there should be a few more notes around, perhaps in different denominations. Do any of our members have more information including the date of the mentioned auction sale?




TREASURER'S REPORT

by Barbara Phillips - Treasurer

Balance as of May 30, 1996		\$ 191.00
Income from dues, 7 new members.....	\$ 70.00	
Expenses: Kinko's, Fun Money #1 printing.....	\$ 43.20	
Postmaster, postage & stamps.....	\$ 30.70	
Ad in "Fat Cat" bulletin.....	\$ 1.00	
Balance as of August 22, 1996		<u>\$ 186.10</u>

CRACKER JACK TOKENS

by Randy Partin



Between June 1933 and September 1934 the Cracker Jack Co. issued 32,341,000 aluminum president coins which were 25mm in width. Every president from George Washington to Franklin Roosevelt, who was only recently elected to his first term, were depicted. Only one coin was used for Grover Cleveland who was our 22nd and 24th president. These coins were issued as prizes inside a box of Cracker Jack candy.

I first started collecting these coins because I thought it might be fun to collect a full set of the 31 presidents depicted. Very soon after I had begun collecting them I was able to purchase a large accumulation of 447 Cracker Jack coins at once. As I was sorting them out by president I quickly noticed that there are 3 major reverse varieties:



COIN



MEDAL



CANCELLED

These are the 3 varieties per president as listed in Richard Clothier's book PLAY MONEY OF AMERICAN CHILDREN. Since I had several of the same president with identical reverse types, I began to compare for condition to decide which one I would keep and which one would go. As I was doing this I discovered the next major variety. This is the outer rim where the president's name and number is on the obverse and on the reverse where the president's nicknames are. In the field behind the lettering on some of the coins is a dotted field while on others it is a plain or smooth field:

(continued on next page)

(Cracker Jack Tokens, continued)



DOTTED FIELD

PLAIN FIELD

With so many types, how do you organize or structure your collection? This is how I do it: Across the top of the obverse is the number of the president. For example, George Washington is president number 1 and so on. I mark which of the 3 major reverse types it is with a "C" for "coin", a "M" for "medal" and an "X" for a cancelled reverse. Finally, I end with a lower case "d" for "dotted" outer border or a "p" for a plain or smooth outer border. So a "10Cp" would mean the 10th president, John Tyler, "coin" reverse with a "plain" outer border.

I hope you are still with me here because the fun is only beginning! None of the collectors I know of collect beyond this point outside of myself. There is certainly nothing wrong with stopping here. If you figure a dotted and plain type for each coin reverse and a dotted medal reverse for each president, since there is no "Mp" types known to exist, that would be 93 tokens to search for not counting any cancelled reverses. This would be a respectable challenge by itself to complete. However, I have noticed many varieties of the above listed types. For instance, there may be 5 die varieties of 11Cd or 4 die varieties of 22Cp and so on. Many of these die varieties are slight while others are much more obvious like some of the ones pictured below:

(continued on next page)

(Cracker Jack Tokens, continued)



31Cd (A)



31Cd (B)

Both of these are considered 31Cd by type, but the busts look slightly different. Also in figure A a middle initial "C." is added where no middle initial appears on figure B.



32Cd (A)



32Cp (B)

Even though these are different types you can easily see the size differences in the busts of FDR. Also the date 1933 is to the left of the bust in figure A while directly over his head in figure B. This is a common occurrence to see the dates in different positions as will be discussed later.



11Cd (A)



11Cd (B)

Several of the presidents, if not all, have a small and a large bust size coin. Usually the larger bust will go all the way to the outer rim. This is the most obvious difference in the series. The smaller bust in figure A looks like a completely different person from the larger bust in figure B.

Once you get past some of the major varieties as described above you will encounter the less obvious ones. The varieties consist of the positioning of the outer rim lettering to what is in the center of the coin. On the obverses you need to look at the dates above the portrait in relation to the lettering above.

(continued on next page)

(Cracker Jack Tokens Continued)



2Cd (A)



2Cd (B)

The two points I start looking at are the "P" of "President" in relation to the first date and the comma between "President" and "U.S.A." in relation to the second date. In figure A above you will note that the "P" of "President" points down to the stem of the first "7" of "1797" and the comma described above points to the left side of "O" of "1801". In comparison, figure B is as follows: The "P" points to between the "9" and "7" of "1797" and the comma points to the right side of "8" of "1801". So even though both are considered type 2Cd they are not the same because of different die varieties without even considering their reverse dies.



6Cp (A)



6Cp (B)

The first place to look on the reverse for comparison sake is the quote marks around the outer edge in relation to the wording in the center. In figure A we see that the left hand quote marks of "Old Man Eloquent" are just below "Save" of "Save This Coin". In figure B, by contrast, we see the same marks point to the middle and bottom of the letter "S" of "Save". Also you will notice that the word "Chicago" at the center bottom is much closer to "The Cracker Jack Co." than to "U.S.A." on figure A while it is well centered on figure B.

This is a mere sampling of the varieties to be found in this fun to collect series. I have looked at over 1000 of these tokens and have over 260 different varieties in my collection. I still find new varieties in about 1 out of every 10 I come across. Below are some conclusions or findings I have observed so far:

- The "coin" reverse is by far the most common.
- The "cancelled" reverse is extremely hard to find.
- I have never seen an "Mp" type and believe none exist.
- There are fewer varieties of the "medal" reverse as these were probably made for a much shorter time

(continued on next page)

(Cracker Jack Tokens continued)

- Out of 100 random Cracker Jack tokens you would probably find 80 "coin", 19 "medal" and 1 "cancelled" reverse types.
- On a few tokens I have noticed that one side has a dotted border while the other side is plain. So look at both sides!



25Cp



25Cd

Here is another example of a large and small bust type. Notice the differences in the date positions.

For more on this series I would like to refer you to a fine article by Thomas Caspar in the June 1979 issue of the TAMS journal.

All pictures, except for the enlargement, are slightly smaller than actual size.

If you have any questions or would like further information on this series please call or write me at: 1314 Keystone Pointe, Auburndale, FL 33823 (941) 965-2947.

I would like to thank Bob Slawsky of Windermere, FL, for taking all of the pictures in this article.

I used the following sources for information:

1. CRACKER JACK PRESIDENTIAL TOKENS, by Thomas Caspar, pages 100, 101 & 128 of the June, 1979, TAMS Journal.
2. PLAY MONEY OF AMERICAN CHILDREN, by Richard Clothier, published 1985.

Joe Steger (330) 798-5453

WANTED

- Arcade • Pinball • C.E. Cheese •
- Amusement Related Tokens •

ERRORS

On any coin or token

- Buy • Trade • Sell •

• 138 Berkley Ave. • Akron, OH 44305-3222 •

Pre-1900 Dog License Tags

CATALOGING - BUY - TRADE

Send rubbing for price quote

William J. Bone
Rt. 3 Box 14 Clinton, KY 42031
502/653-6060

REMINDER! Each member is entitled to a free ad of up to five lines in each issue. Also, consider running a larger ad or your card. We must communicate our collecting needs and desires to others--you never know what you might find.

FROM THE MAILBAG

"We find accurate information on early U.S. play money very much needed. Maybe we are missing some writings, but can you tell us the best material on the subject."
Eric P. Newman

"One suggestion I have for the new newsletter would be a continuing section on unlisted pieces that we have in our collections. Also, I would solicit info from the other collectors about Red Goose play money varieties.
Jeff Quinn

"We need a format to help identify many tokens as play money. Will the organization have a means of determining the identity of play money that may be found?"
George Hallstein

"I find the collecting of play money to be fairly frustrating in that very little published information is available. Clothier's pioneering work is a welcome start. However, Roger's *Toy Coins* just seems to muddy the waters.

There is a fundamental need to define the scope of the series. For example, to sort the various issues into at least the following categories would be useful:

1. Educational play money--to help students, both adult and children, learn to make change.
2. Comic character children's play money.
3. Advertising oriented children's play money.
4. Adult entertainment game pieces--those pieces issued with a specific game.
5. Children's play money--other.

I'm sure you could expand on this list.

Identifying the issuer of some play money, even modern issues, can sometimes be difficult. I try to leave unopened at least one package of every type of modern play money I run across. The issuer's name or logo is normally on the package if it is lacking on the play money pieces. Even so, there are a number of modern pieces whose issuer I cannot identify."


Benj Fauver

Send us your comments on the above and submit any ideas you may have on how to shape and define our hobby. Eventually we will try and publish some general ground rules and collecting parameters if members agree.

POWER DOLLARS

By C. R.Clark

Since writing about the three gold coins from a Mighty Morphin Power Ranger's buckle, it was brought to my attention that a few paper items also were used. Several Power Dollars were included with each box of Official Power Rangers Fan Club materials. These coupons were redeemable only toward Fan Club Merchandise...one Power Dollar per item. The Power Dollar below has white paper, green print and a blank reverse.



Another Power Rangers item was found in a junk box. A small, plastic package held a Yellow Ranger figure about 2 inches tall and a 5 Power Dollar bill with Spanish inscriptions on both sides.



At first glance, it appears that the Banco De Pescanova paper 5 Power Dollar is play money, but the reverse indicates that it also is a coupon. It tells

(continued on next page)

(Power Dollars continued)


in three steps how to obtain premiums. One power dollar is one point, so this bill is worth 5 points. Two of these 5 Power Dollar bills = 10 points = a Power Rangers Cap. The offer was good until 31.1.96.

Power Dollars were used mainly by children. It is difficult to guess how many were collected, traded or mailed in offers for premiums throughout the world, but I expect adult participation was limited chiefly to parents helping children order Power Rangers merchandise.



The reverse of the colorful BANCO DE PESCANOVA 5 Power Dollar is pictured, above. All pictures are shown in actual size. The obverse shows a Yellow Ranger in yellow and black with blue, red, white and black printing. The reverse has black, blue, white and red print and a blue border.

RECENT FIND! Your editor just acquired the Krazy Kat note pictured below and knows nothing of its origin or use. It is very attractive in green and yellow plus light and dark blue. Anyone know the history of it and if there are other denominations? What was the Comic Club?



FLORIDA POOL PRODUCTS, INC. - PIRATE'S TREASURE GAME

By Bob Clark

This game was noticed near the check-out counter at a Wal-Mart store in St. Petersburg before the 4th of July. It was not in the area where pool toys are displayed, so it is likely that someone decided not to buy it and left it there. When I noticed the 10 aluminum tokens in a black mesh pouch with a drawstring, it was a pleasant surprise. Each token has a picture of a pirate on the obverse, either full-face or profile with a hook, as shown in the following photocopies.



The reverse of each token in the set shows a treasure chest with the company name, FLORIDA POOL PRODUCTS, at the bottom. The pouch contained one gold anodized coin, one green anodized coin, one purple anodized coin and seven plain aluminum coins called "silver" in the directions at the right, below. The directions are located on the back of the cardboard nameplate stapled across the top of the pouch and drawstring.

Pirate's Treasure is a pool diving game for ages 5 and up while under adult supervision. It is has a copyright date of 1994 and the company, Florida Pool Products, Inc., is located in Clearwater, FL.



Sunken Treasure

Have one person toss the coins into the pool. Each diver has one hand on the pool wall. Each diver tries to collect as many coins as possible. Points are then awarded by using the value chart below.

- Silver...25 pts.
- Purple...50 pts.
- Green...75 pts.
- Gold...100 pts.

Florida Pool Products, in an effort to help save our struggling environment, has made every effort to package our products with recyclable materials. This package is fully recyclable.

WARNING:

Use only under adult supervision.
Do not dive in shallow water.
You can be permanently injured.

NO DIVING!



NEW MEMBERS

We welcome the following seven new members to the American Play Money Society (APMS)! As you will notice, there are some phone numbers shown this time. It will be the policy to list phone numbers in the membership list only when members request their numbers be listed or when they have already indicated that it is acceptable by showing it in their ads or articles. Please let the editor know if you wish your phone number to be listed.

- #C-25 Larry Adams, P.O. Box 1, Boone, Iowa 50036
 #C-24 Stephen P. Alpert, P.O. Box 66331, Los Angeles, CA 90066
 (310) 836-2482
 #C-28 Wm. J. (Bill) Bone, 928 State Route 2206, Clinton, KY 42031
 (502) 653-6060 (Ed: Bill is the editor of "Paw Prints", an excellent
 newsletter for the International Society of Animal License Collectors.)
 #C-27 E. C. (Ed) Kettenbrink, P.O. Box 1246, Euless, TX 76039
 #C-26 Akio Lis, 16006 Arbor St., Omaha, NE 68130-1740
 #C-23 Joe Steger, 138 Berkley Avenue, Akron, Ohio 44305-3222
 (330) 798-5453
 #C-22 Victor Zilaitis, 2018 Heathfield Circle, Sun City Center, FL 33573

ADDRESS CHANGE

- #C-12 Bob Nolan, 3964 Drexel Road, Pittsburgh, PA 15212

FREE ADS

FOR SALE: Five different movie money paper notes - copies of U.S. currency. \$3.50 per lot of 5 pieces. Many lots available. All postpaid. Stephen P. Alpert, P.O. Box 66331, Los Angeles, CA 90066

FOR SALE: College Currency, Bliss System, notes: 65mm x 160mm; blue print with an eagle on both sides; used but OK. Six denominations, \$1, \$5, \$10, \$20, \$50 & \$100. Maybe from the 1930's? Set of six, \$6.00 postpaid. Jack Phillips, 2044 Pine Lake Trail, Arab, AL 35016.

WANTED: Cracker Jack and Red Goose presidential tokens. Will buy or have Cracker Jack tokens for trade. Randy Partin, 1314 Keystone Pointe, Auburndale, FL 33823. (941) 965-2947.

FOR SALE: "Play Money of American Children", published in 1985, and still the main reference for the hobby. Soft cover, 52 pages. Only a few copies left. \$15.00 postpaid. Richard Clothier, Route 8, Washington, MA 01223.

FOR SALE OR TRADE: I have several hundred different pieces of coin type play money, both listed and unlisted, to trade for pieces I need. Send your list of trade items or, if you wish to buy, send SASE for my list. Jack Phillips, 2044 Pine Lake Trail, Arab, AL 35016. (205) 586-9575.

NEEDED: Articles for future issues of *FUN MONEY*. Short stories, pictures, comments, new discoveries, etc. are always welcome. Material received by November 10, 1996, will appear in the December issue. **Send them now!**